

DATA DISSEMINATION BULLETIN FY 2021 VS FY 2022





Extractive Industries
Transparency Initiative



DATA DISSEMINATION BULLETIN FY 2021 VS FY 2022



Welcome to GYEITI DATA DISSEMINATION BULLETIN #2

(#1) Highlights
for FY 2022

(#2) Contributions of
the Extractive Sector
to Guyana's Economy
FY 2021 vs FY 2022
(GDP).

(#3) Contributions of
the Extractive Sector
to Guyana's Economy
FY 2021 vs FY 2022
(REVENUE).

In this section, we focus
on **REVENUE DATA** for
FY 2021 and **FY 2022**

(#4) Contributions of
the Extractive Sector
to Guyana's Economy
FY 2021 vs FY 2022
(EXPORT).

(#5) Summary
Contributions of
the Extractive Sector
to Guyana's Economy
FY 2021 vs FY 2022

NEXT STEPS

(#1) HIGHLIGHTS FOR FY 2022

GDP

The Extractive Sector contribution to the **GDP** of Guyana was **GYD 1,982.12 billion**.

This is equivalent to **67.47%** of the total **GDP** **GYD \$2,937.69 billion**.

REVENUE

The Extractive Sector contribution to **Government Revenue** was **GYD 351.22 billion**.

This is equivalent to **72.60%** of the total **REVENUE** **GYD 483.77 billion**.

EXPORT

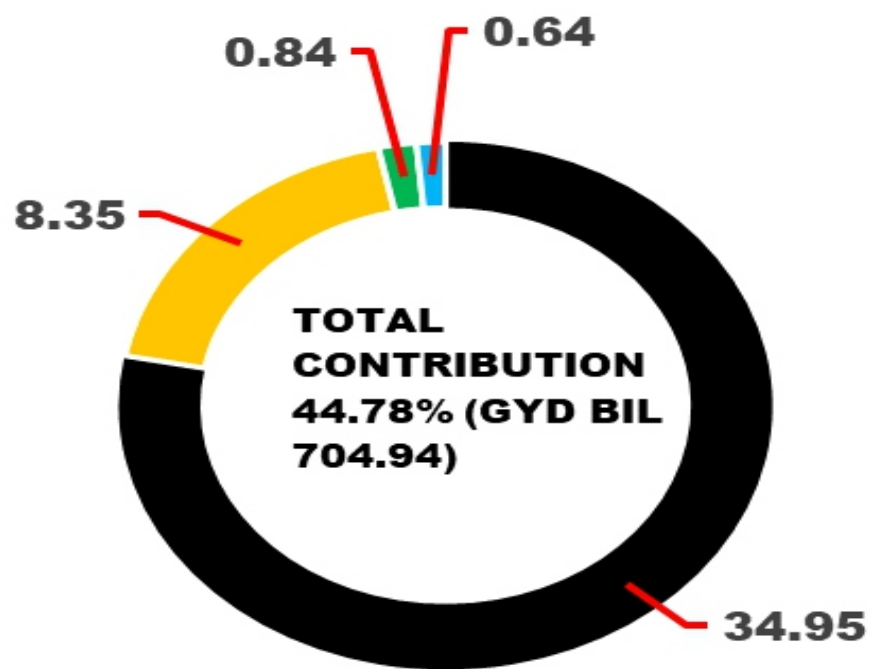
The Extractive Sector contribution to **Export Revenues** was **GYD 2,268.90 billion**.

This is equivalent to **96.47%** of the total **EXPORT** **GYD 2,351.97 billion**.

(#2) Contribution of the Extractive Sector to Guyana's Economy FY 2021 vs FY 2022 (GDP).

GDP

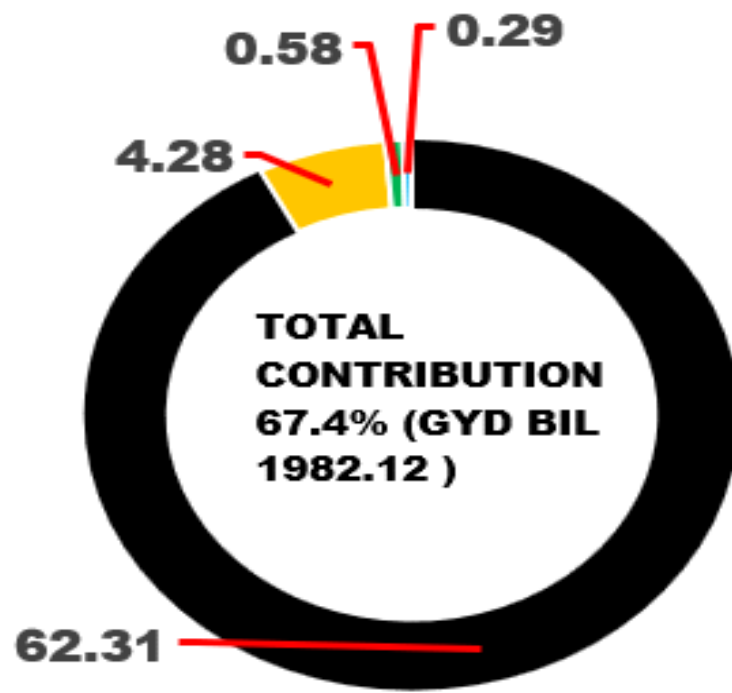
CONTRIBUTION TO GDP FOR FY 2021



Mining- 8.35% (GYD BIL 131.45)
Forestry- 0.84% (GYD BIL 13.25)
Oil/Gas- 34.95% (GYD BIL 550.13)
Fisheries- 0.64% (GYD BIL 10.11)

**GDP at Constant Basic Prices
(2012 Prices) GYD BIL 1,574.10**

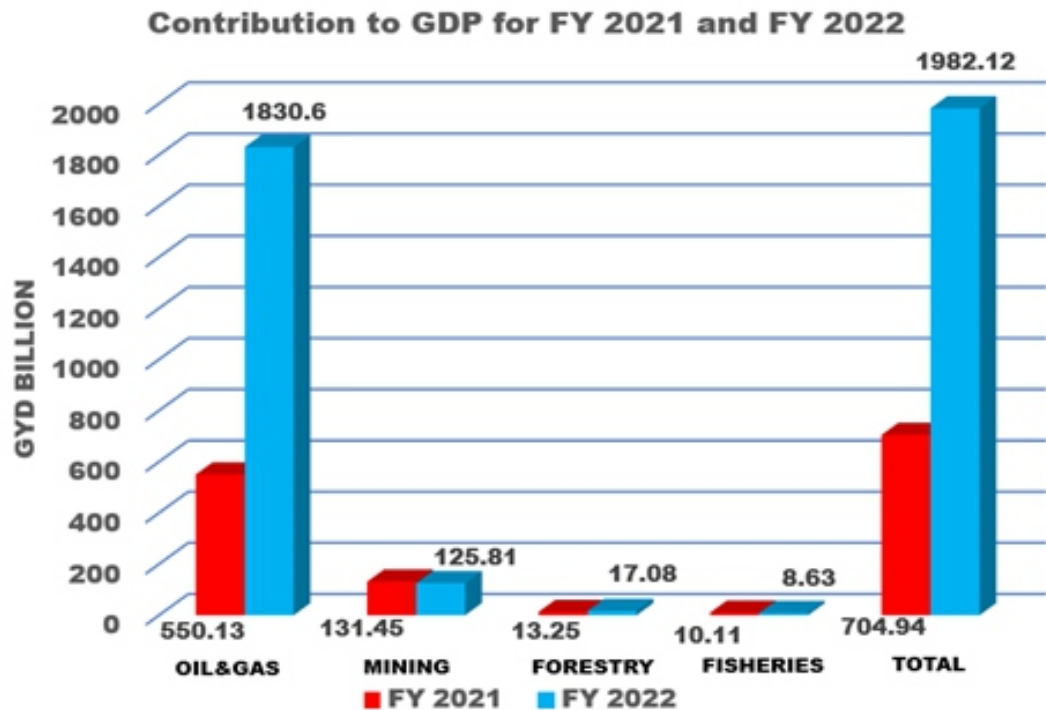
CONTRIBUTION TO GDP FOR FY 2022



Mining- 4.28% (GYD BIL 125.81)
Forestry- 0.58% (GYD BIL 17.08)
Oil/Gas- 62.31% (GYD BIL 1830.6)
Fisheries- 0.29% (GYD BIL 8.63)

**GDP at Constant Basic Prices
(2012 Prices) GYD BIL 2,937.69**

(#2) Contribution of the Extractive Sector to Guyana's Economy FY 2021 vs FY 2022 (GDP).



1. The Oil & Gas Sector contributed an additional GYD 1,280.47 billion towards the GDP in FY 2022 which represented an increase of 232.76% when compared to FY 2021.

2. The Mining Sector contributed GYD 125.81 billion towards the GDP in FY 2022 which represented a decrease of GYD 5.64 billion (4.29%) when compared to FY 2021.

3. The Forestry Sector contributed an additional GYD 3.83 billion towards the GDP in FY 2022 which represented an increase of 28.91% when compared to FY 2021.

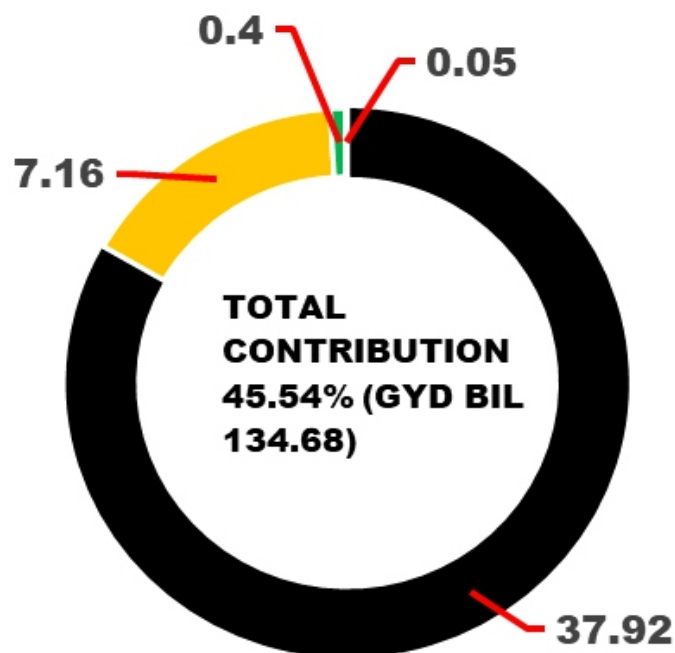
4. The Fisheries Sector contributed GYD 8.63 billion towards the GDP in FY 2022 which represented a decrease of GYD 1.48 billion (14.64%) when compared to FY 2021.

5. Altogether, the Extractive Sector contributed an additional GYD 1,277.18 billion towards the GDP in FY 2022 which represented an increase of 181.18% when compared to FY 2021.

(#3) Contribution of the Extractive Sector to Guyana's Economy FY 2021 vs FY 2022 (REVENUE).

REVENUES

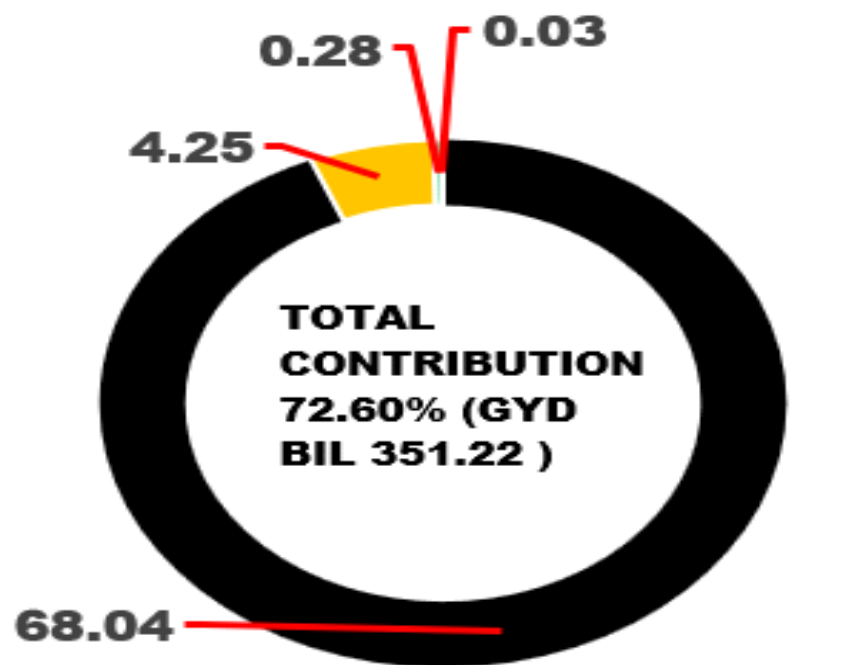
CONTRIBUTION TO GOV REVENUES FOR FY 2021



Mining- 7.16% (GYD BIL 21.19)
Forestry- 0.40% (GYD BIL 1.18)
Oil/Gas- 37.92% (GYD BIL 112.16)
Fisheries- 0.05% (GYD BIL 0.15)

TOTAL GOVERNMENT REVENUES
GYD BIL 295.76

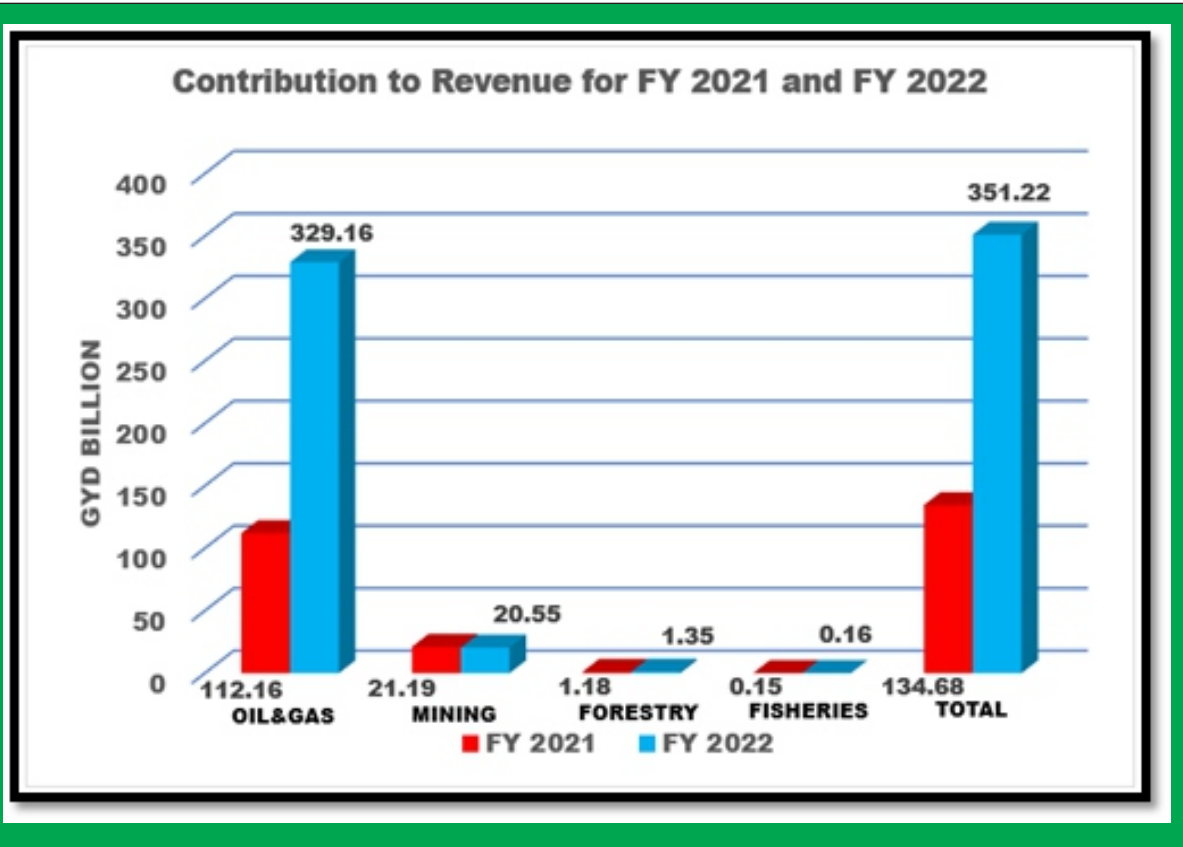
CONTRIBUTION TO GOVERNMENT REVENUES FOR FY 2022



Mining- 4.25% (GYD BILL 20.55)
Forestry- 0.28% (GYD BIL 1.35)
Oil/Gas- 68.04% (GYD BIL 329.16)
Fisheries- 0.03% (GYD BIL 0.16)

TOTAL GOVERNMENT REVENUES
GYD BIL 483.77

(#3) Contribution of the Extractive Sector to Guyana's Economy FY 2021 vs FY 2022 (REVENUE).



The Oil & Gas Sector contributed an additional GYD 217 billion towards the Government's Revenue in FY 2022 which represented an increase of 193.47% when compared to FY 2021.

The Mining Sector contributed GYD 20.55 billion towards the Government's Revenue in FY 2022 which represented a decrease of GYD 0.64 billion (3.02%) when compared to FY 2021.

The Forestry Sector contributed an additional GYD 0.17 billion towards the Government's Revenue in FY 2022 which represented an increase of 14.41% when compared to FY 2021.

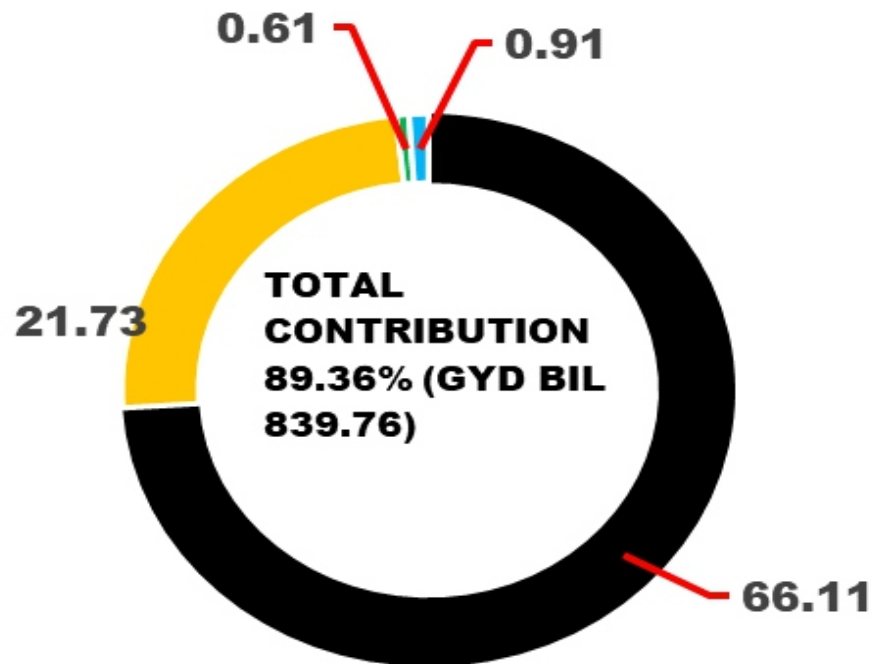
The Fisheries Sector contributed an additional GYD 0.01 billion towards the Government's Revenue in FY 2022 which represented an increase of 6.67% when compared to FY 2021.

Altogether, the Extractive Sector contributed an additional GYD 216.54 billion towards the Government's Revenue in FY 2022 which represented an increase of 160.78% when compared to FY 2021.

(#4) Contribution of the Extractive Sector to Guyana's Economy FY 2021 vs FY 2022 (EXPORT).

EXPORT

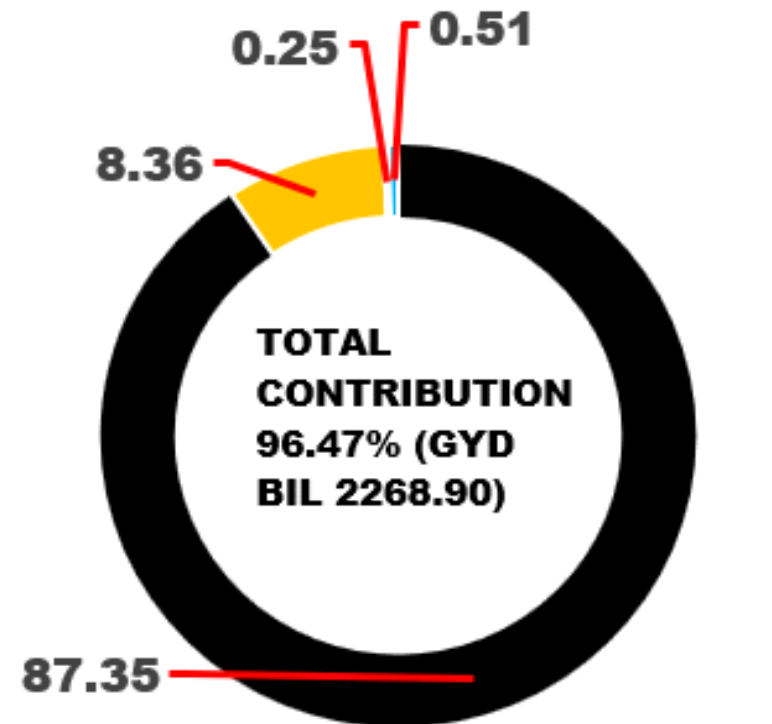
CONTRIBUTION TO EXPORT FOR FY 2021



Mining- 21.73% (GYD BIL 204.23)
Forestry- 0.61% (GYD BIL 5.72)
Oil/Gas- 66.11% (GYD BIL 621.25)
Fisheries- 0.91% (GYD BIL 8.56)

TOTAL EXPORT GYD BIL 939.79

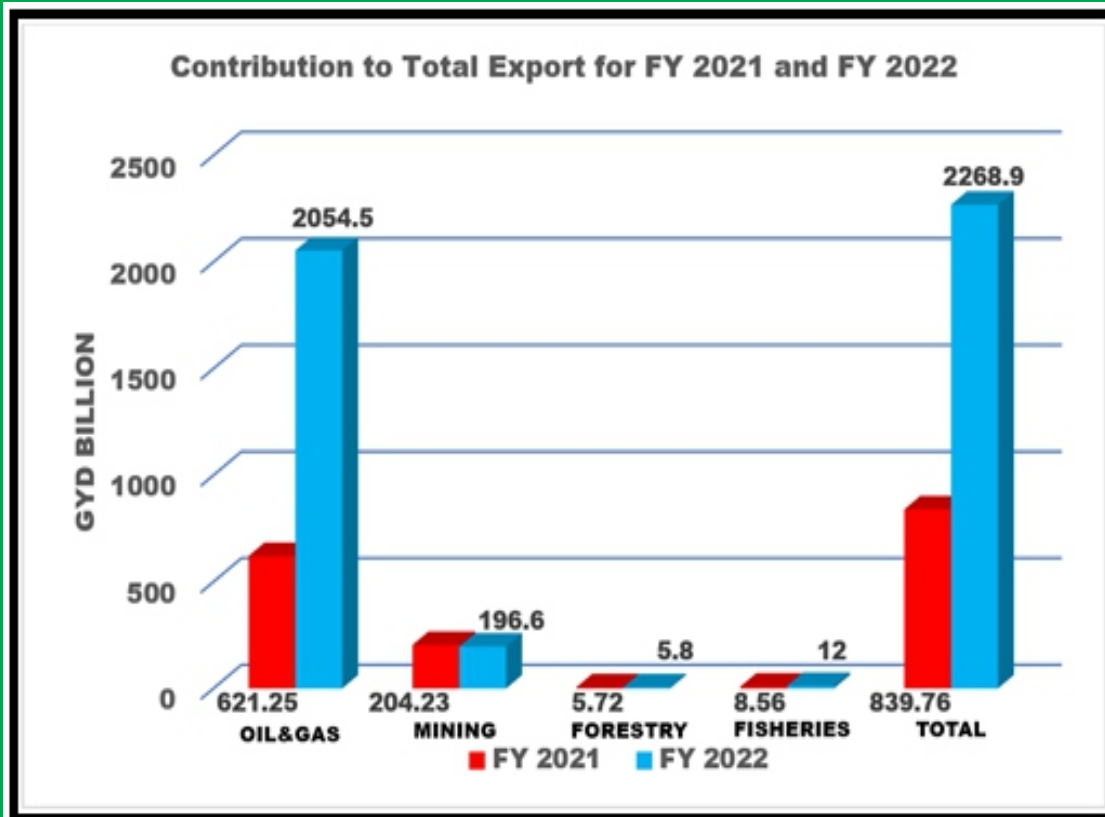
CONTRIBUTION TO EXPORT FOR FY 2022



Mining- 8.36% (GYD BILL 196.60)
Forestry- 0.25% (GYD BIL 5.80)
Oil/Gas- 87.35% (GYD BIL 2054.50)
Fisheries- 0.51% (GYD BIL 12.00)

TOTAL EXPORT GYD BIL 2,351.97

(#4) Contribution of the Extractive Sector to Guyana's Economy FY 2021 vs FY 2022 (EXPORT).



Altogether, the Extractive Sector contributed an additional GYD 1,429.14 billion towards Total Exports in FY 2022 which represented an increase of 170.18% when compared to FY 2021.

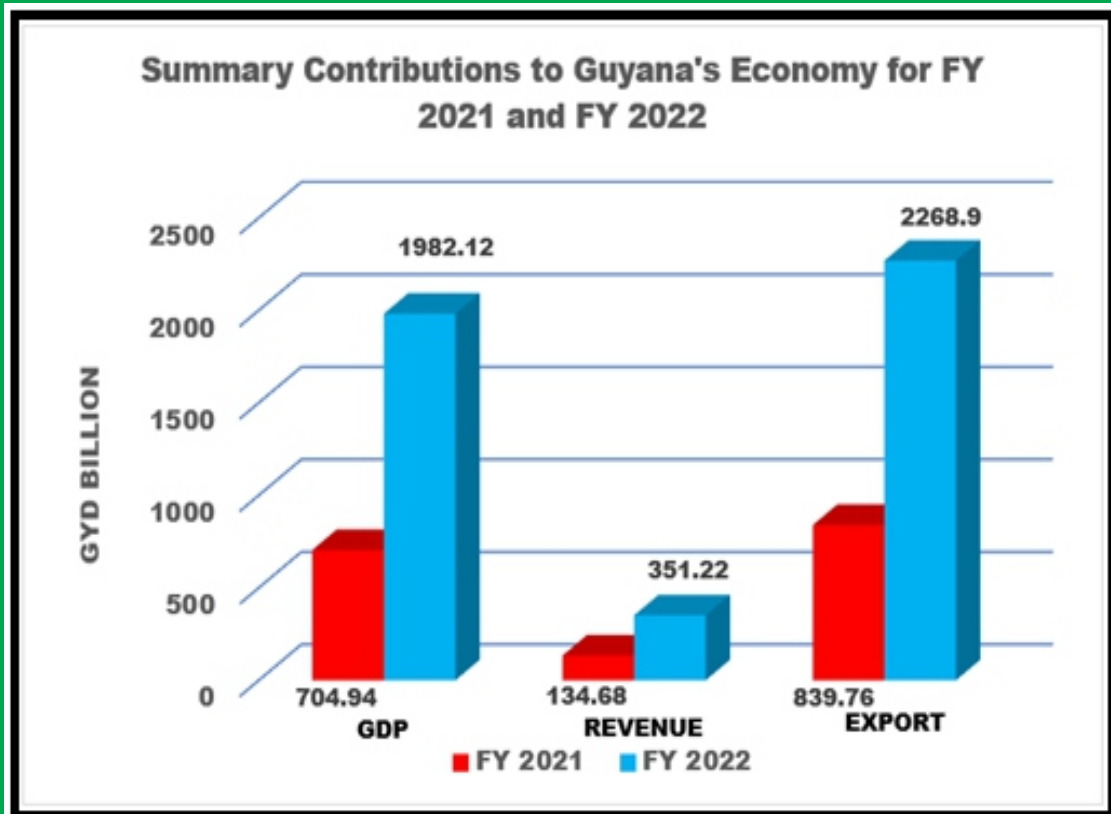
The Oil & Gas Sector contributed an additional GYD 1,433.25 billion towards Total Exports in FY 2022 which represented an increase of 230.70% when compared to FY 2021.

The Mining Sector contributed GYD 196.6 billion towards Total Exports in FY 2022 which represented a decrease of GYD 7.63 billion (3.74%) when compared to FY 2021.

The Forestry Sector contributed an additional GYD 0.08 billion towards Total Exports in FY 2022 which represented an increase of 1.40% when compared to FY 2021.

The Fisheries Sector contributed an additional GYD 3.44 billion towards Total Exports in FY 2022 which represented an increase of 40.19% when compared to FY 2021.

(#5) Summary Contributions of the Extractive Sector to Guyana's Economy for FY 2021 versus FY 2022.



GDP: Increased by an additional GYD 1,277.18 billion in FY 2022 which represented an increase of 181.18% when compared to FY 2021.

Government's Revenue: Increased by an additional GYD 216.54 billion in FY 2022 which represented an increase of 160.78% when compared to FY 2021.

Export: Increased by an additional GYD 1,429.14 billion in FY 2022 which represented an increase of 170.18% when compared to FY 2021.

All three macroeconomic indicators highlighted above experienced significant growth of over 150% from FY 2021 to FY 2022.

DATA DISSEMINATION BULLETIN FY 2021 VS FY 2022

#1

Look out for
Section 2:
PRODUCTION DATA

#2

Visit our website for
more updates at:

<https://eiti.gy/>

#3

Give us Feedback
on this Bulletin-
How can we
Improve?

#4

Contact us:
EMAIL:

gyeiti@nre.gov.gy

TEL: 592-231-2504

NEXT STEPS!

#5

Follow our Facebook Page at:

<https://www.facebook.com/share/16Bom9qX97/>

NOTE: All Data in this Bulletin were obtained from GYEITI FY 2021 and GYEITI FY 2022 Reports