



Extractive Industries  
Transparency Initiative



# DATA DISSEMINATION BULLETIN FY 2022 VS FY 2023



## Welcome to GYEITI DATA DISSEMINATION BULLETIN #3

(#1) Highlights  
for FY 2023

(#2) Contributions of  
the Extractive Sector  
to Guyana's Economy  
FY 2022 vs FY 2023  
(GDP).

(#3) Contributions of  
the Extractive Sector  
to Guyana's Economy  
FY 2022 vs FY 2023  
(REVENUE).

In this section, we focus  
on **REVENUE DATA** for  
**FY 2022** and **FY 2023**

(#4) Contributions of  
the Extractive Sector  
to Guyana's Economy  
FY 2022 vs FY 2023  
(EXPORT).

(#5) Summary  
Contributions of  
the Extractive Sector  
to Guyana's Economy  
FY 2022 vs FY 2023

NEXT STEPS

# (#1) HIGHLIGHTS FOR FY 2023

## GDP

The Extractive Sector contribution to the **GDP** of Guyana was **GYD \$2,841.92 billion**.

This is equivalent to **72.30%** of the total **GDP** **GYD \$3,930.48 billion**.

## REVENUE

The Extractive Sector contribution to **Government Revenue** was **GYD 407.70 billion**.

This is equivalent to **61.55%** of the total **REVENUE** **GYD 662.43 billion**.

## EXPORT

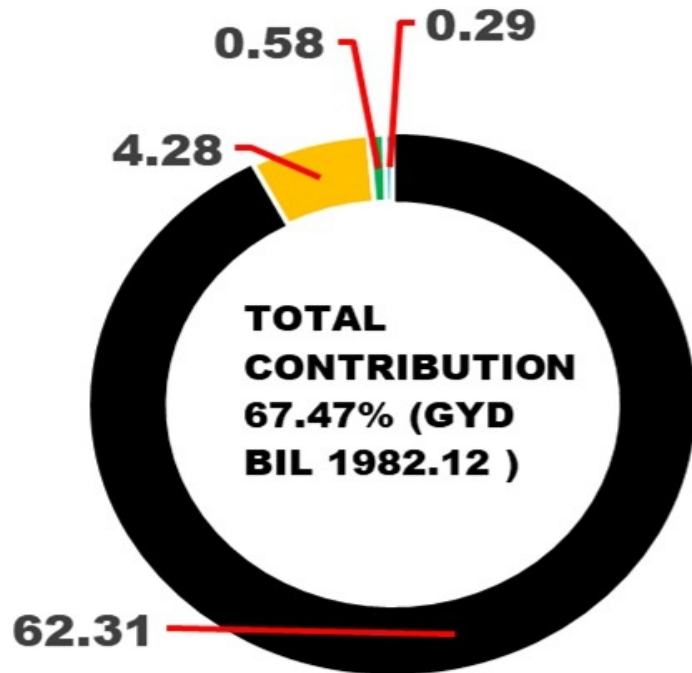
The Extractive Sector contribution to **Export Revenues** was **GYD 2,617.54 billion**.

This is equivalent to **95.03%** of the total **EXPORT** **GYD 2,754.30 billion**.  
(US\$ Million 13,210.2)

# (#2) Contribution of the Extractive Sector to Guyana's Economy FY 2022 vs FY 2023 (GDP).

## GDP

### CONTRIBUTION TO GDP FOR FY 2022

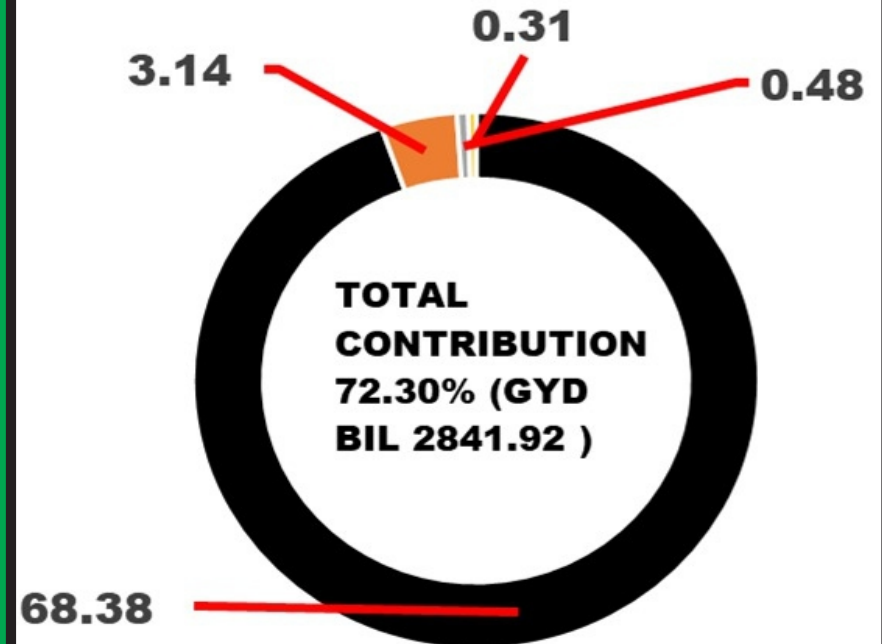


**TOTAL CONTRIBUTION**  
67.47% (GYD BIL 1982.12 )

- Mining- 4.28% (GYD BILL 125.81)**
- Forestry- 0.58% (GYD BIL 17.08)**
- Oil/Gas- 62.31% (GYD BIL 1830.6)**
- Fisheries- 0.29% (GYD BIL 8.63)**

**GDP at Constant Basic Prices**  
(2012 Prices) GYD BIL 2,937.69

### CONTRIBUTION TO GDP FOR FY 2023

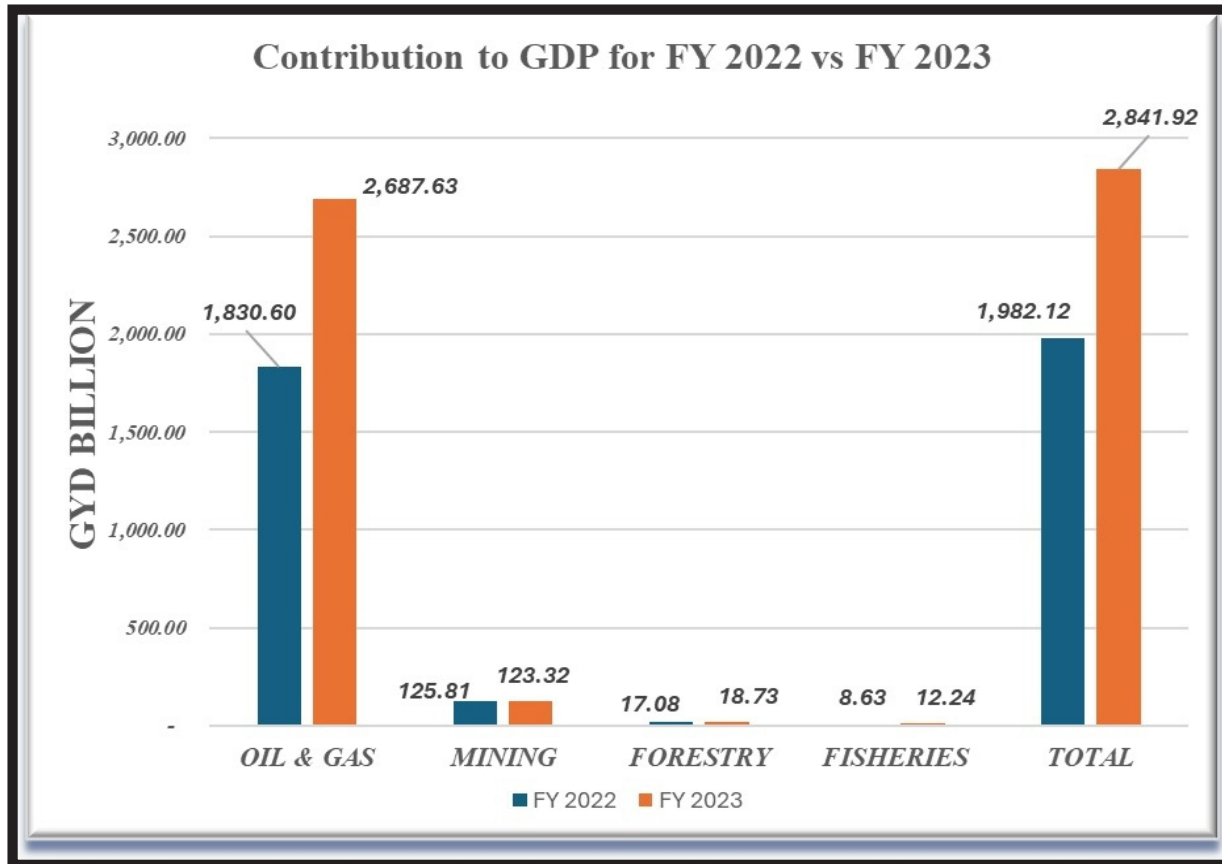


**TOTAL CONTRIBUTION**  
72.30% (GYD BIL 2841.92 )

- Mining- 3.14% (GYD BILL 123.32)**
- Forestry- 0.48% (GYD BIL 18.73)**
- Oil/Gas- 68.38% (GYD BIL 2687.63)**
- Fisheries- 0.31% (GYD BIL 12.24)**

**GDP at Constant Basic Prices**  
(2012 Prices) GYD BIL 3,930.48

## (#2) Contribution of the Extractive Sector to Guyana's Economy FY 2022 vs FY 2023 (GDP).



1. The Oil & Gas Sector Contributed an additional GYD 857.03 billion towards the GDP in FY 2023 which represented an increase of 46.82% when compared to FY 2022.

2. The Mining Sector Contributed GYD 123.32 billion towards the GDP in FY 2023 which represented a decrease of GYD 2.49 billion (1.98%) when compared to FY 2022.

3. The Forestry Sector Contributed an additional GYD 1.65 billion towards the GDP in FY 2023 which represented an increase of 9.66% when compared to FY 2022.


4. The Fisheries Sector Contributed GYD 12.24 billion towards the GDP in FY 2023 which represented an increase of GYD 3.61 billion (41.83%) when compared to FY 2022.

5. The Extractive Sector contributed an additional GYD 859.80 billion towards the GDP in FY 2023 which represented an increase of 43.38% when compared to FY 2022.

# (#3) Contribution of the Extractive Sector to Guyana's Economy FY 2022 vs FY 2023 (REVENUE).

## REVENUES

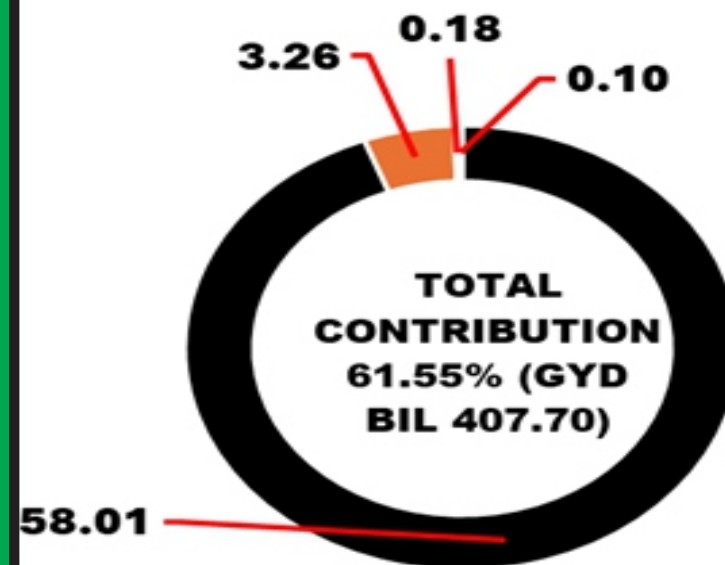
### CONTRIBUTION TO GOVERNMENT REVENUES FOR FY 2022



**Mining- 4.25% (GYD BILL 20.55)**  
**Forestry- 0.28% (GYD BIL 1.35)**  
**Oil/Gas- 68.04% (GYD BIL 329.16)**  
**Fisheries- 0.03% (GYD BIL 0.16)**

**TOTAL GOVERNMENT REVENUES  
GYD BIL 483.77**

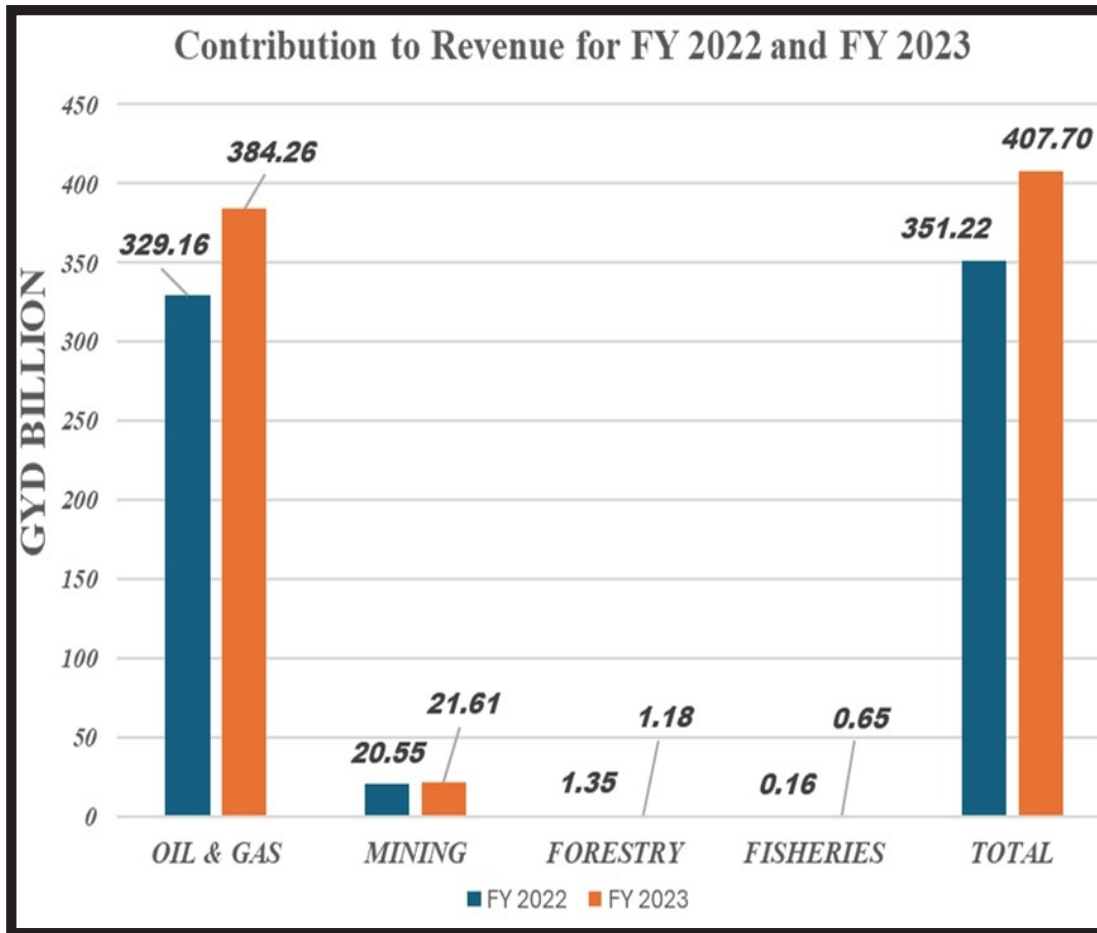
### CONTRIBUTION TO GOVERNMENT REVENUES FOR FY 2023



**Mining- 3.26% (GYD BILL 21.61)**  
**Forestry- 0.18% (GYD BIL 1.18)**  
**Oil/Gas- 58.01% (GYD BIL 384.26)**  
**Fisheries- 0.10% (GYD BIL 0.65)**

**TOTAL GOVERNMENT REVENUES  
GYD BIL 662.43**

# (#3) Contribution of the Extractive Sector to Guyana's Economy FY 2022 vs FY 2023 (REVENUE).



1. The Oil & Gas Sector Contributed an additional GYD 55.10 billion towards the Government Revenue in FY 2023 which represented an increase of 16.74% when compared to FY 2022.

2. The Mining Sector Contributed GYD 21.61 billion towards the Government Revenue In FY 2023 which represented an increase of GYD 1.06 billion (5.16%) when compared to FY 2022.

3. The Forestry Sector Contributed GYD 1.18 billion towards the Government Revenue In FY 2023 which represented a decrease of GYD 0.17 billion (12.59%) when compared to FY 2022.

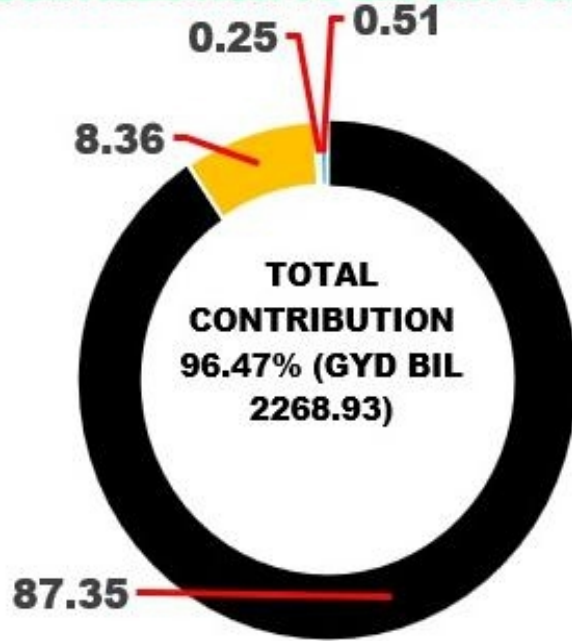
4. The Fisheries Sector Contributed GYD 0.65 billion towards the Government Revenue in FY 2023 which represented an increase of GYD 0.49 billion (306.25%) when compared to FY 2022.

5. Altogether, the Extractive Sector contributed an additional GYD 56.48 billion towards the Government Revenue in FY 2023 which represented an increase of 16.08% when compared to FY 2022.

# (#4) Contribution of the Extractive Sector to Guyana's Economy FY 2022 vs FY 2023 (EXPORT).

## EXPORT

CONTRIBUTION TO EXPORT FOR FY 2022

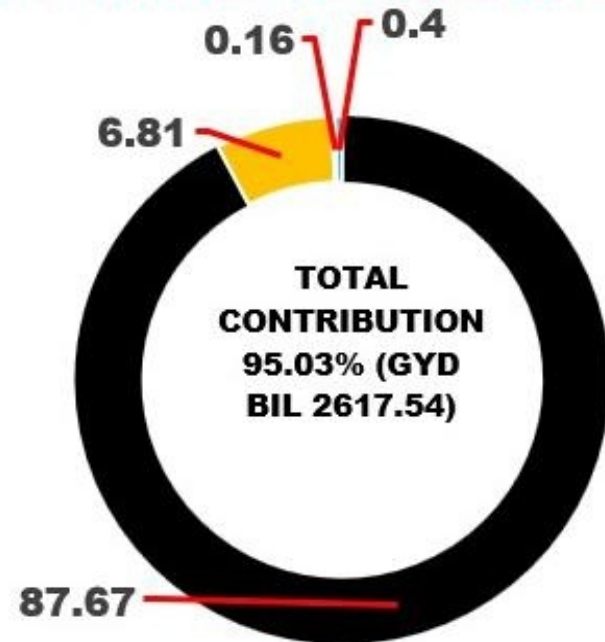


TOTAL CONTRIBUTION  
96.47% (GYD BIL 2268.93)

Mining- 8.36% (GYD BILL 196.60)  
Forestry- 0.25% (GYD BIL 5.80)  
Oil/Gas- 87.35% (GYD BIL 2054.53)  
Fisheries- 0.51% (GYD BIL 12.00)

TOTAL EXPORT GYD BIL 2,351.97  
(US\$ 11,280.4 million)

CONTRIBUTION TO EXPORT FOR FY 2023

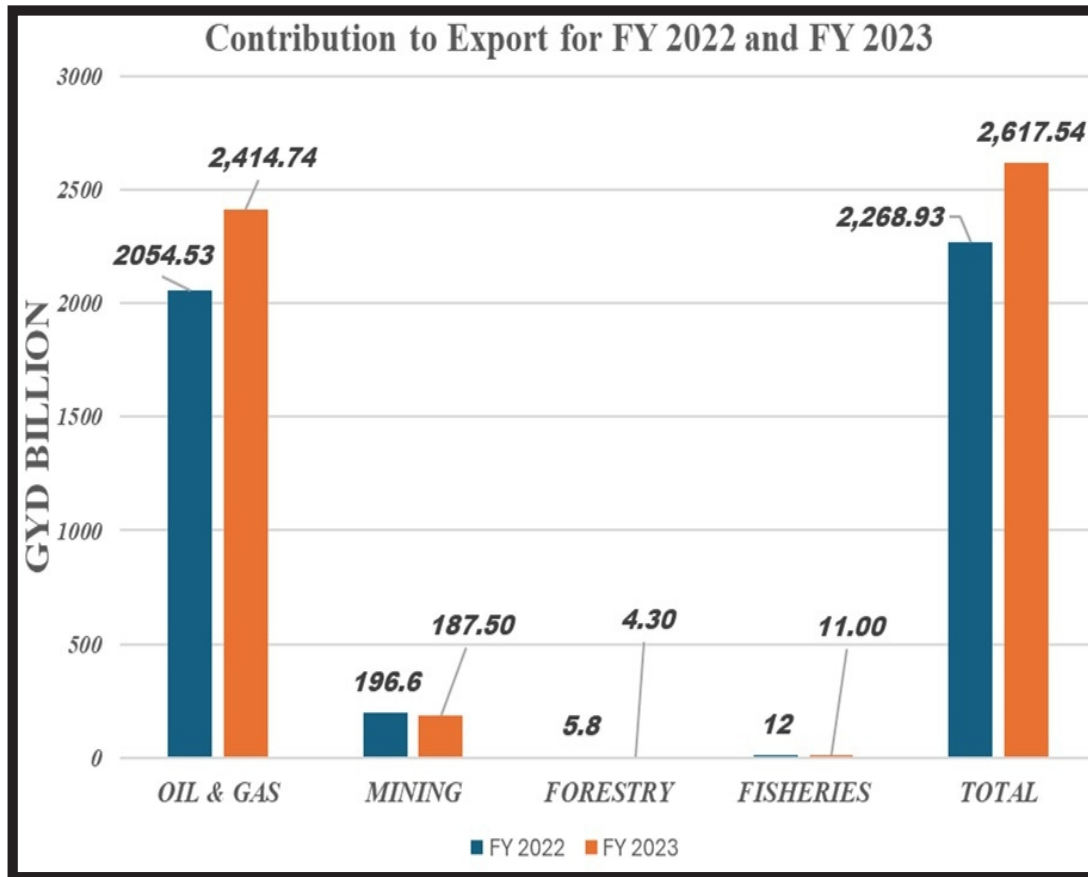


TOTAL CONTRIBUTION  
95.03% (GYD BIL 2617.54)

Mining- 6.81% (GYD BILL 187.50)  
Forestry- 0.16% (GYD BIL 4.30)  
Oil/Gas- 87.67% (GYD BIL 2414.74)  
Fisheries- 0.40% (GYD BIL 11.00)

TOTAL EXPORT GYD BIL 2754.30  
(US\$ 13,210.2 million)

# (#4) Contribution of the Extractive Sector to Guyana's Economy FY 2022 vs FY 2023 (EXPORT).



1. The Oil & Gas Sector Contributed an additional GYD 360.21 billion towards the Total Exports in FY 2023 which represented an increase of 17.53% when compared to FY 2022.

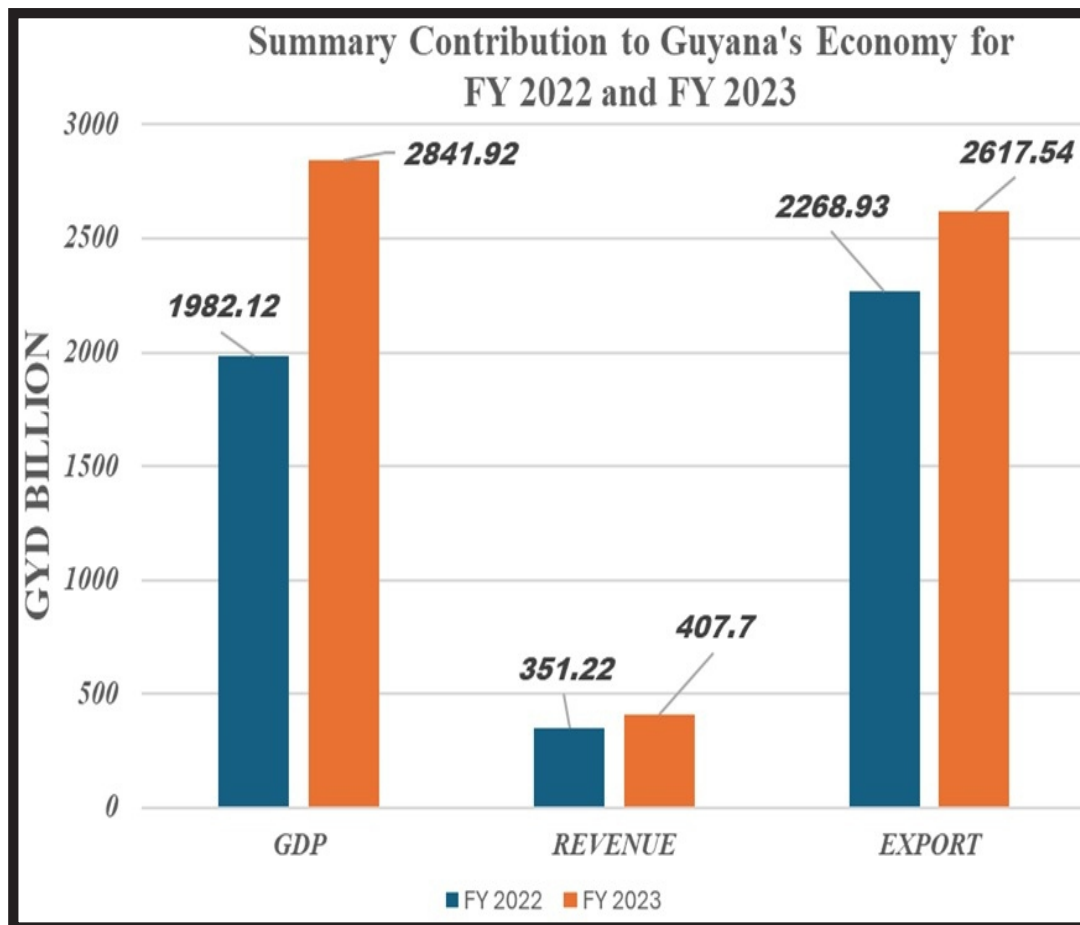
2. The Mining Sector Contributed GYD 187.50 billion towards the Total Exports in FY 2023 which represented a decrease of GYD 9.10 billion (4.63%) when compared to FY 2022.

3. The Forestry Sector Contributed GYD 4.30 billion towards the Total Exports in FY 2023 which represented a decrease of GYD 1.50 billion (25.86%) when compared to FY 2022.

4. The Fisheries Sector Contributed GYD 11.00 billion towards the Total Exports in FY 2023 which represented a decrease of GYD 1.00 billion (8.33%) when compared to FY 2022.

5. Altogether, the Extractive Sector contributed an additional GYD 348.61 billion towards the Total Exports in FY 2023 which represented an increase of 15.36% when compared to FY 2022.

# (#5) Summary Contributions of the Extractive Sector to Guyana's Economy for FY 2022 versus FY 2023.



**1. GDP:** Increased by an additional GYD 859.80 billion in FY 2023 which represented an increase of 43.38% when compared to FY 2022.

**2. Government's Revenue:** Increased by an additional GYD 56.48 billion in FY 2023 which represented an increase of 16.08% when compared to FY 2022.

**3. Export:** Increased by an additional GYD 348.61 billion in FY 2023 which represented an increase of 15.36% when compared to FY 2022.

**4. All three macroeconomic indicators highlighted above continued to experience notable growth above 10% and on average 24.94% from FY 2022 to FY 2023.**

# DATA DISSEMINATION BULLETIN FY 2022 VS FY 2023

**#1**

Look out for  
Section 2:  
PRODUCTION DATA

**#2**

Visit our website for  
more updates at:  
<https://eiti.gy/>

**#3**

Give us Feedback  
on this Bulletin-  
How can we  
Improve?

## NEXT STEPS!

**#4**

Contact us:  
EMAIL:  
[gyeiti@nre.gov.gy](mailto:gyeiti@nre.gov.gy)  
TEL: 592-231-1252

**#5**

Follow our Facebook Page at:  
[www.facebook.com/EITIGUYANA](https://www.facebook.com/EITIGUYANA)

**NOTE: All Data in this Bulletin were obtained from GYEITI FY 2022 and GYEITI FY 2023 Reports**